






**SINGLE STOREY | Pictured with Traditional Facade**

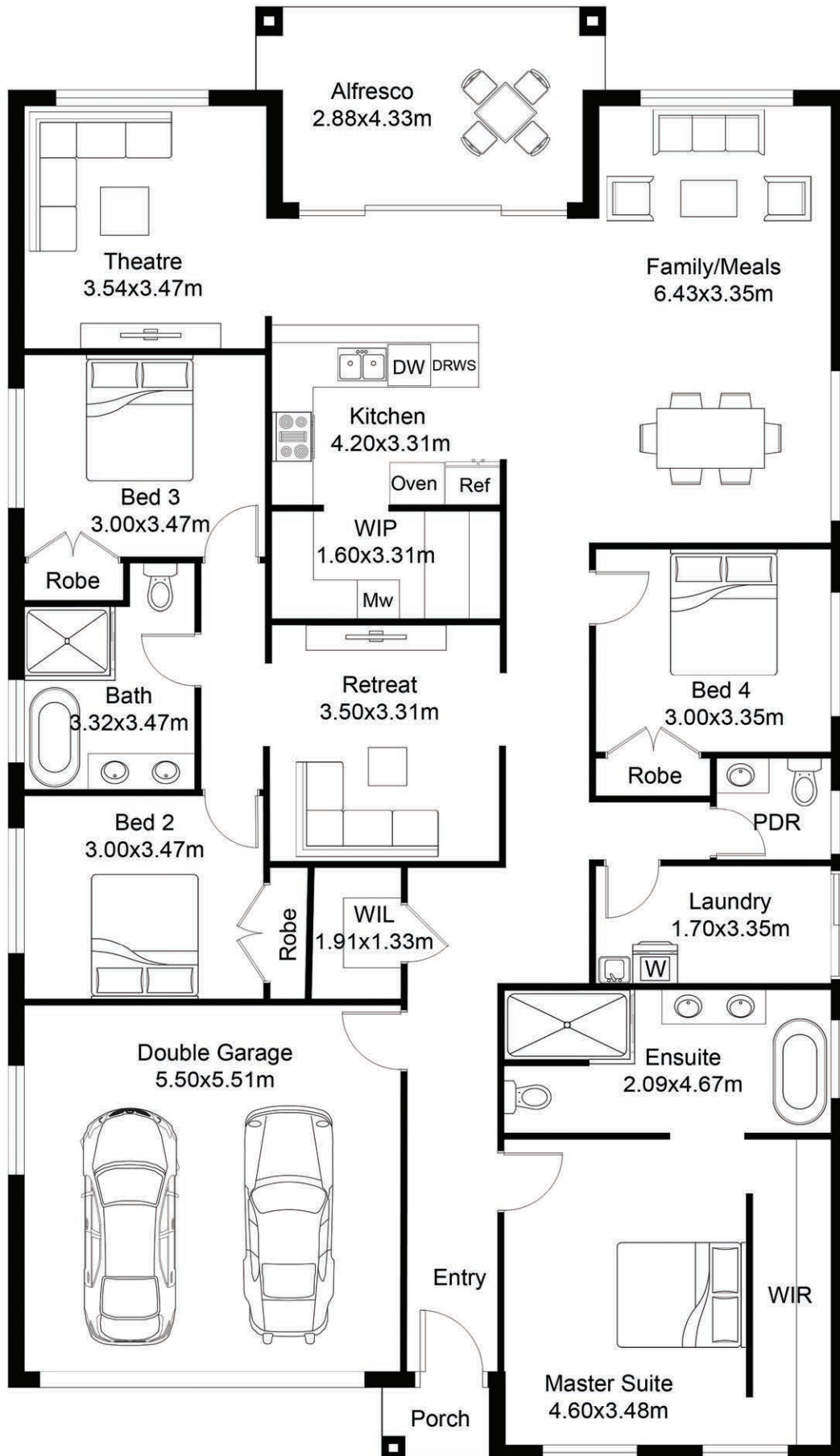
		
<b>4</b>	<b>2.5</b>	<b>2</b>
<b>245.70m<sup>2</sup></b>	<b>26sq</b>	

<b>Suits 14m frontage</b>	
<b>L = 20.27m</b>	<b>W = 12.11m</b>

	<b>m<sup>2</sup></b>
Ground Floor	197.86
Alfresco	13.33
Garage	32.95
Porch	1.56

*Disclaimer: All photographs, facades, colour schemes, floor plans and dimensions are for illustrative purposes only and may vary slightly to the end product.*





Disclaimer: All photographs, facades, colour schemes, floor plans and dimensions are for illustrative purposes only and may vary slightly to the end product.